

ProMic Shotgun

Manual

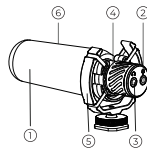


英文

Precautions


For Android 10.0 and before, suggest to use a third-party video app for recording as external microphones may not be supported on the internal camera app.

Product Features



- ① High-performance condenser microphone
- ② 3.5mm audio jack
- ③ 3.5mm headphone monitor jack
- ④ Metal body
- ⑤ Universal shockproof bracket
- ⑥ Foam windscreen/Furry windscreen

Instructions

1. Assemble the foam windscreen /furry windscreen on the microphone. 
2. Equip the universal shockproof bracket.
3. Connecting to phone:
 - Connect the 3.5mm TRRS to TRRS data cable to the microphone and phone
4. Connecting to camera:
 - Connect the 3.5mm TRS to TRRS data cable to the microphone and camera
 - i. TRS connects to the camera
 - ii. TRRS connects to the microphone audio jack

Parameters

Transducer Type	Electrets Condenser
Polar Pattern	Super-cardioid
Frequency Response	20Hz-18kHz
Sensitivity	-45dB±3dB
SNR	>78dB

Accessories

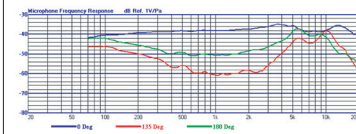
Microphone
Foam windscreen
Furry windscreen
Shockproof bracket



ProMic Shotgun:

- 3.5mm TRRS to 3.5mm TRRS audio cable (For mobile phone)
- 3.5mm TRS to 3.5mm TRRS audio cable (For camera)

Frequency Response



Super-cardioid

