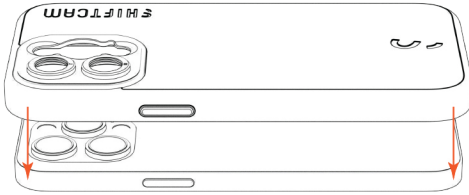


## Using Camera Case

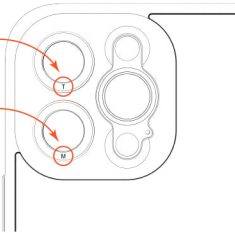
- 1 Align the Camera Case to the lens of your device.



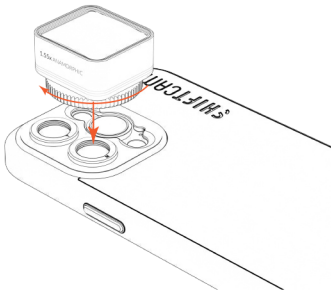
- 2 Identify the different lens mounts on the aluminium lens cover.

T (Telephoto):  
Secondary Lens

M (Main):  
Primary Lens

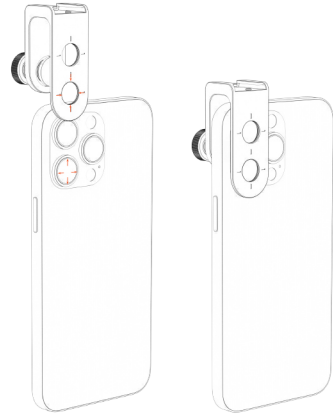


- 3 Place your lens above the (Main) camera lens and Rotate clockwise until secure.



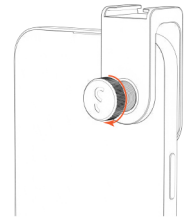
## Using Universal Lens Mount

- 1 Align the Universal Lens Mount according to the main camera lens of your device.

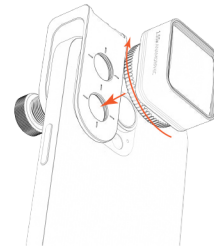


- 2 Tighten the Universal Lens Mount by rotating until secure.

Do not over-tighten the lens mount as this can damage both the phone screen or lens.



- 3 Place your lens above the (Main) camera lens and Rotate clockwise until secure.



## Technical Specification

Focal Length: -  
Angle: MAX120°  
Magnification: 1.55x  
Deformation: -37%  
Mount: M12 x P0.75  
Length: 22.3mm  
Minimum Focus Distance: 70-90cm



### Quick Start Guide Guide de démarrage rapide

Guía rápida de inicio  
Schnellstartanleitung  
Guida Rapida