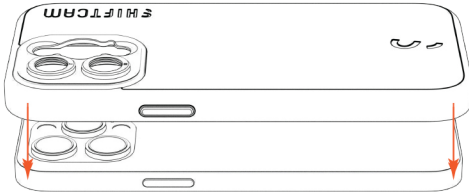


Using Camera Case

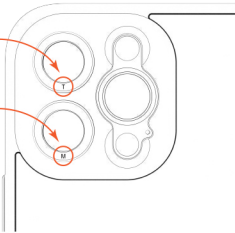
- 1 Align the Camera Case to the lens of your device.



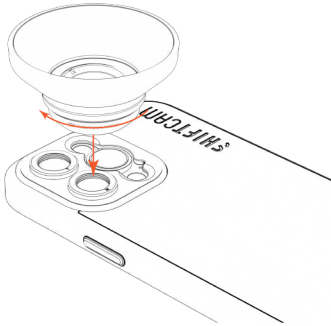
- 2 Identify the different lens mounts on the aluminium lens cover.

T (Telephoto):
Secondary Lens

M (Main):
Primary Lens

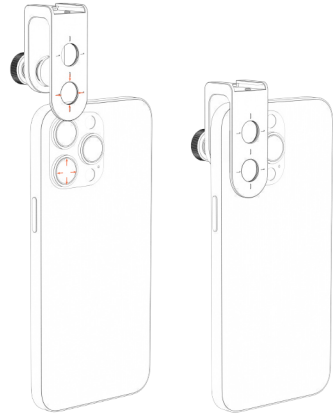


- 3 Place your lens above the (Main) camera lens and Rotate clockwise until secure.



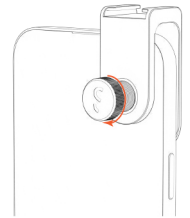
Using Universal Lens Mount

- 1 Align the Universal Lens Mount according to the main camera lens of your device.

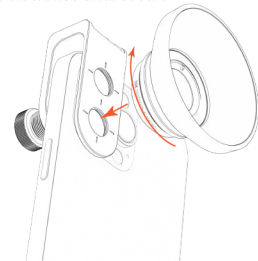


- 2 Tighten the Universal Lens Mount by rotating until secure.

Do not over-tighten the lens mount as this can damage both the phone screen or lens.



- 3 Place your lens above the (Main) camera lens and Rotate clockwise until secure.



Technical Specification

Focal Length: -
Angle: (Angle of Main Camera) Divided by 3
Magnification: 10x
Deformation: -1%
Mount: M12 x P0.75
Length: 34.8mm
Minimum Focus Distance: 10-15mm



Quick Start Guide Guide de démarrage rapide

Guía rápida de inicio
Schnellstartanleitung
Guida Rapida